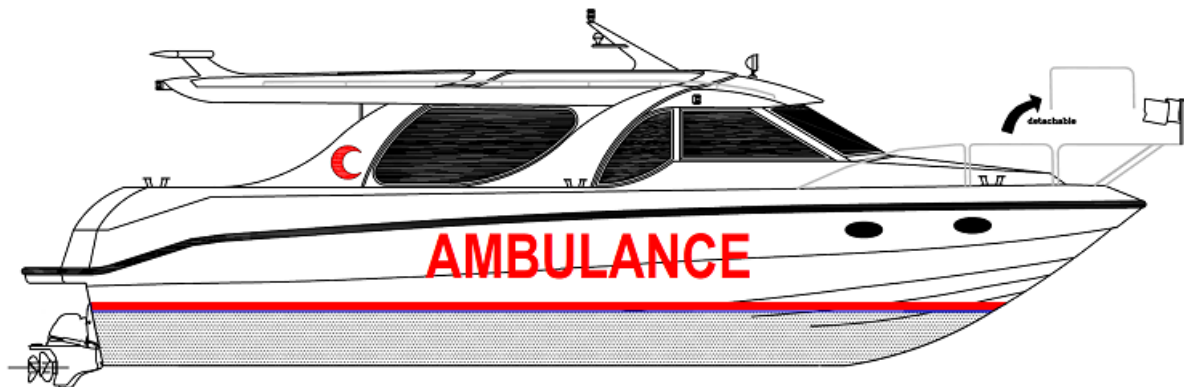


13.00 METER SEA AMBULANCE



PRINCIPLE DIMENSIONS:

Length Overall (Hull)	13.000	meters
Length (Hull Moulded)	13.000	meters
Length at Waterline	11.050	meters
Beam (Overall)	3.960	meters
Beam (Hull Moulded)	3.960	meters
Hull Draft (Moulded - Light Ship)	0.650	meters
Hull Draft (Propellers)	0.650	meters
Full Load Displacement	10.100	meters
Distance between Hulls Centreline	NA	meters
Freeboard (Lightship)	1.500	meters
Height (Mast Down)		meters

PAYLOAD & CAPACITIES:

Passengers	6	
Crew	4	
Infirmity Beds	2	
Fuel	1200	litres
Water	150	litres
Sullage	100	litres

PROPULSION:


Main Engines (Type)	2 x 310 HP (Outboard Engines)
Propulsion	Stem Drives
Propellers	Supplied by Engine Manufacturer

DESIGNER & CLASS:

Designer	Icarus Marine Pty. Limited
Indian Register of Shipping (IR Class)	Drawings Construction (Optional Extra)

PERFORMANCE:

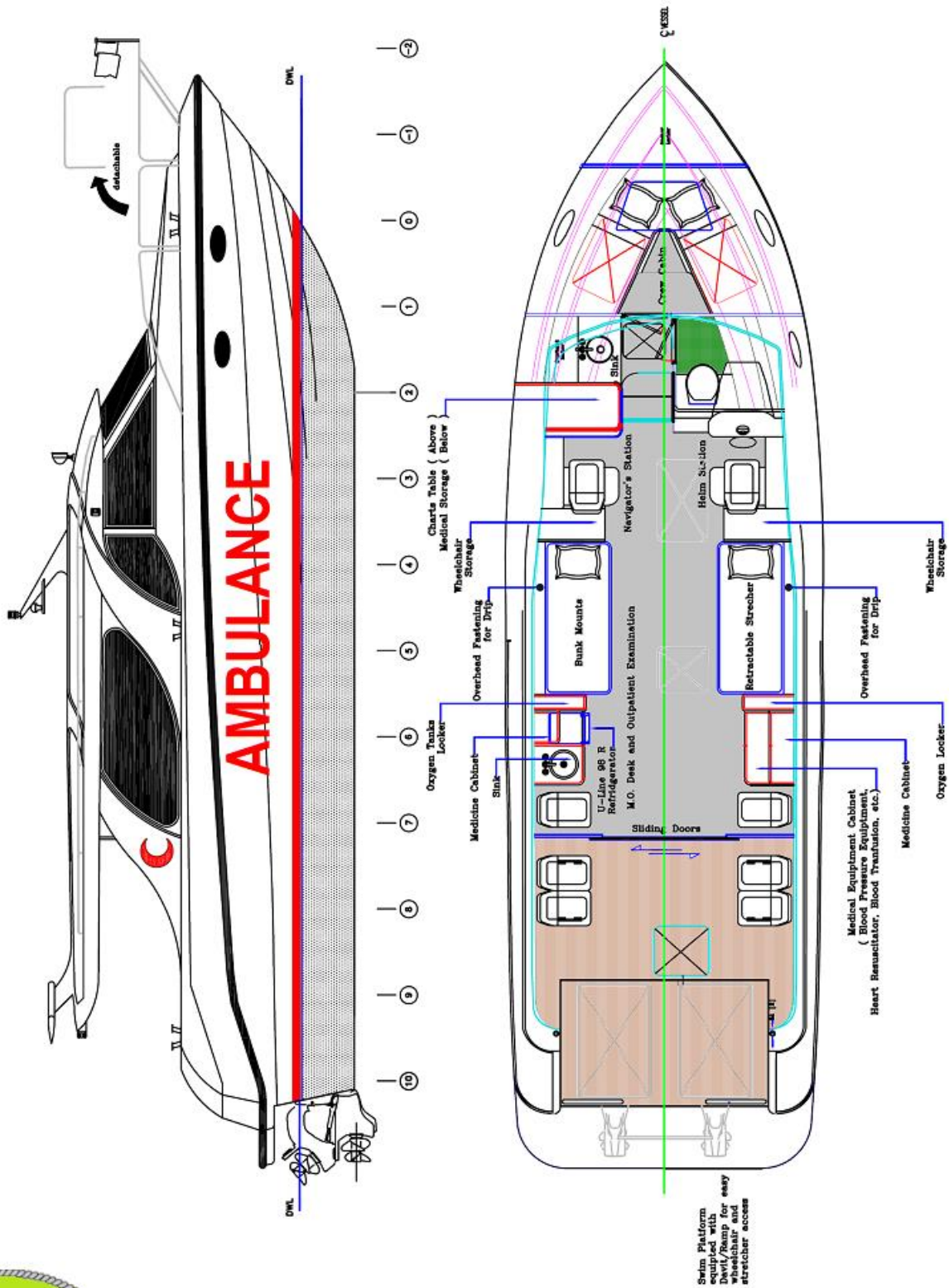
Speed	100% Loaded	30	Knots (100% MCR)
	100% Loaded	27	Knots (80%~85% MCR)



RESPONSE CRAFT

www.commuter-craft.com
sales@commuter-craft.com

13.00 METER SEA AMBULANCE



RESPONSE CRAFT

www.commuter-craft.com
sales@commuter-craft.com