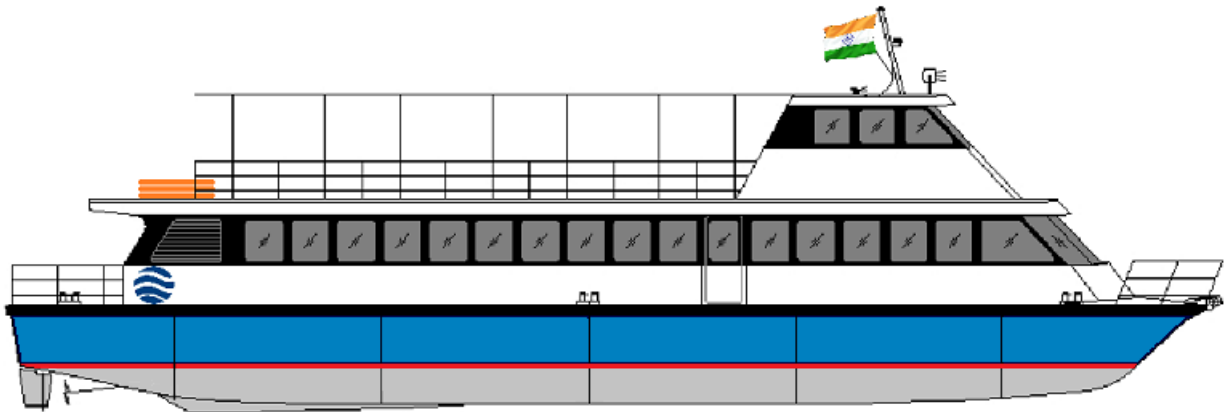


24.00 METER 250 PASSENGER CATAMARAN



PRINCIPLE DIMENSIONS:

Length Overall	24.000	meters
Length (Hull Moulded)	23.900	meters
Length at Waterline	22.300	meters
Beam (Overall)	7.000	meters
Beam (Hull Moulded)	2.200	meters
Hull Draft (Moulded - Light Ship)	0.800	meters
Hull Draft (Propellers)	1.200	meters
Depth (Moulded)	2.720	meters
Distance between Hulls Centreline	4.800	meters
Freeboard (Loaded)	1.520	meters
Freeboard (Lightship)	1.920	meters
Height (Mast Down)		meters

PAYLOAD & CAPACITIES:

Passengers	250	
Crew	4	
Fuel	1000	litres
Water	250	litres
Sullage	250	litres

PROPULSION:


Main Engines (Type)	2 x 270 HP (Inboard Diesel Engines)
Propulsion	Fixed Pitch Propellers
Gear Box	Supplied by Engine Manufacturer

DESIGNER & CLASS:

Designer	Don Tate Associates
Indian Register of Shipping (IR Class)	Drawings Construction (Optional Extra)

PERFORMANCE:

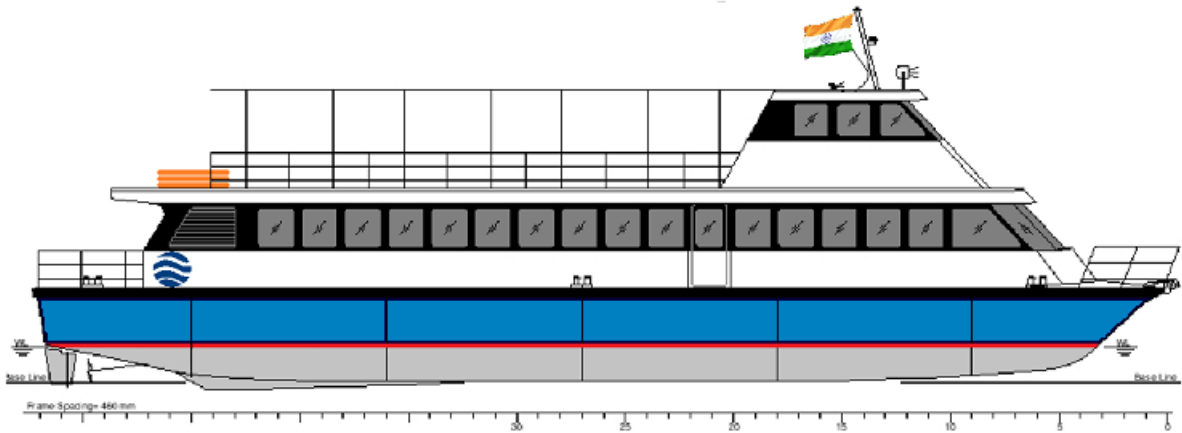
Speed	100% Loaded	15	Knots (91% MCR)
	100% Loaded	14	Knots (78% MCR)



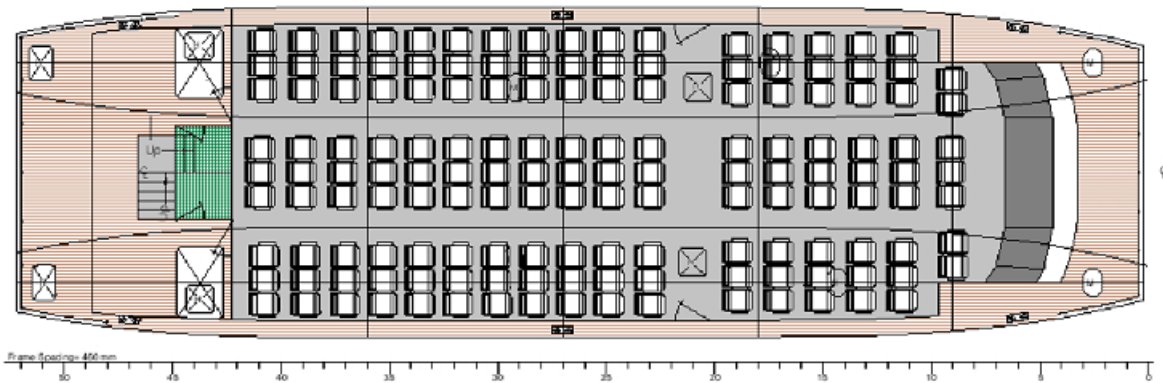
COMMUTER CRAFT

www.commuter-craft.com
sales@commuter-craft.com

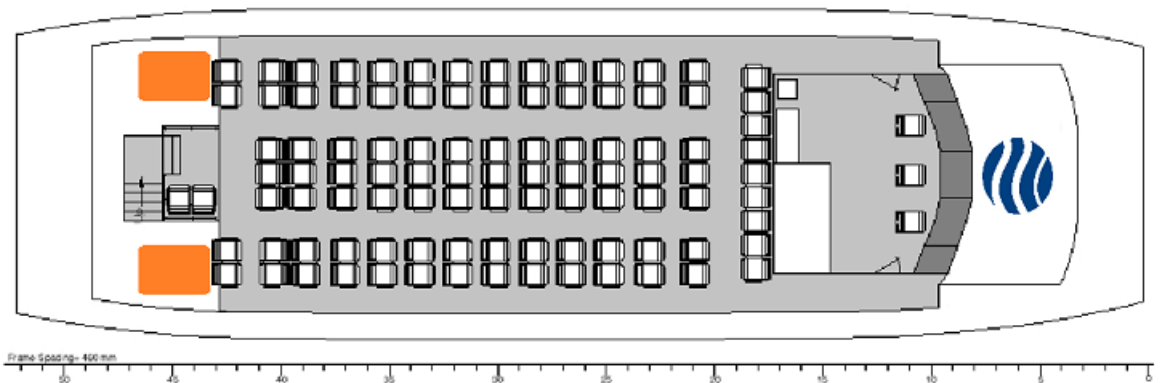
24.00 METER 250 PASSENGER CATAMARAN




PROFILE



MAIN DECK



UPPER DECK



COMMUTER
CRAFT

www.commuter-craft.com
sales@commuter-craft.com