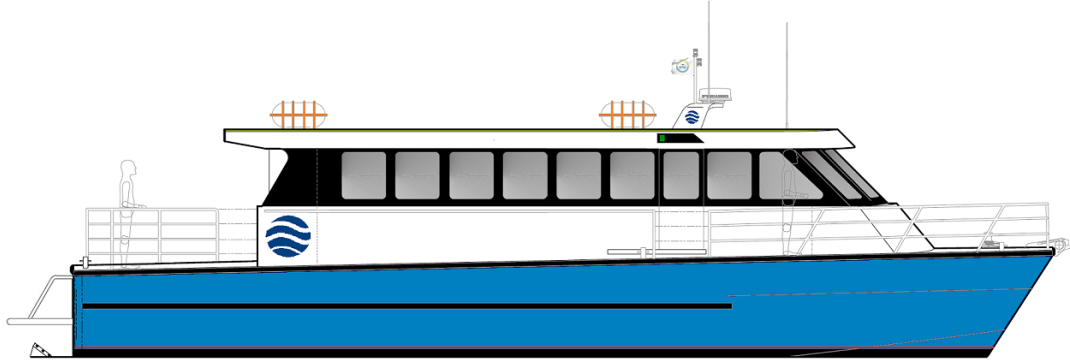


16.50 METER 56 PASSENGER CATAMARAN




PRINCIPLE DIMENSIONS:		
Length Overall	16.850	meters
Length (Hull Moulded)	16.500	meters
Length at Waterline	15.400	meters
Beam (Overall)	5.400	meters
Beam (Hull Moulded)	1.642	meters
Hull Draft (Moulded - Light Ship)	0.900	meters
Hull Draft (Propeller Draft)	1.450	meters
Depth (Moulded)	2.720	meters
Breath of Demi Hull	2.120	meters
Freeboard (Loaded)	1.420	meters
Freeboard (Lightship)	1.820	meters
Height (Mast Down)	3.881	meters

PAYLOAD & CAPACITIES:		
Passengers	56	
Crew	4	
Fuel	2000	litres
Water	250	litres
Sullage	250	litres

PROPULSION:	
Main Engines (Type)	2 x 650 HP (Inboard Diesel Engines)
Propellers	Fixed Pitch Propellers / Surface Drives

PERFORMANCE:			
Speed	100% Loaded	25	Knots (100% MCR)
(with Propellers)	100% Loaded	22	Knots (85% MCR)
Speed	100% Loaded	33.95	Knots (100% MCR)
(with SD & Folls)	100% Loaded	29.85	Knots (85% MCR)

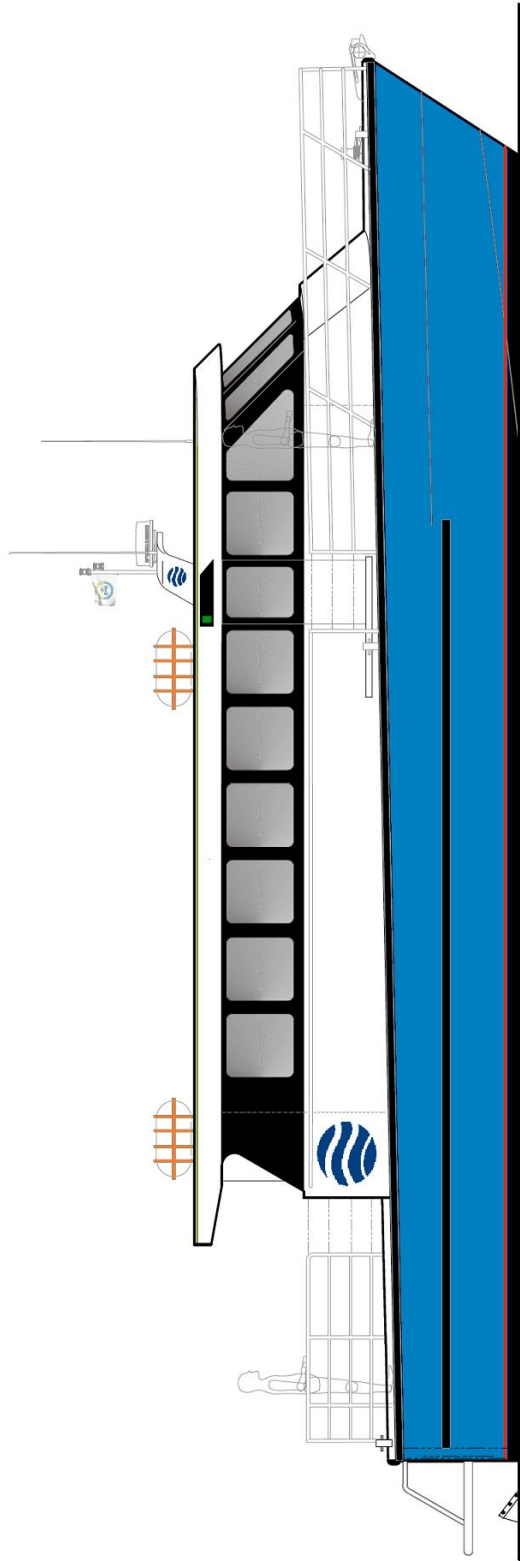
DESIGNER & CLASS:	
Designer	Mark Ellis Marine Design
Indian Register of Shipping (IR Class)	Drawings (Included in the Quotation) Construction (Optional Extra)



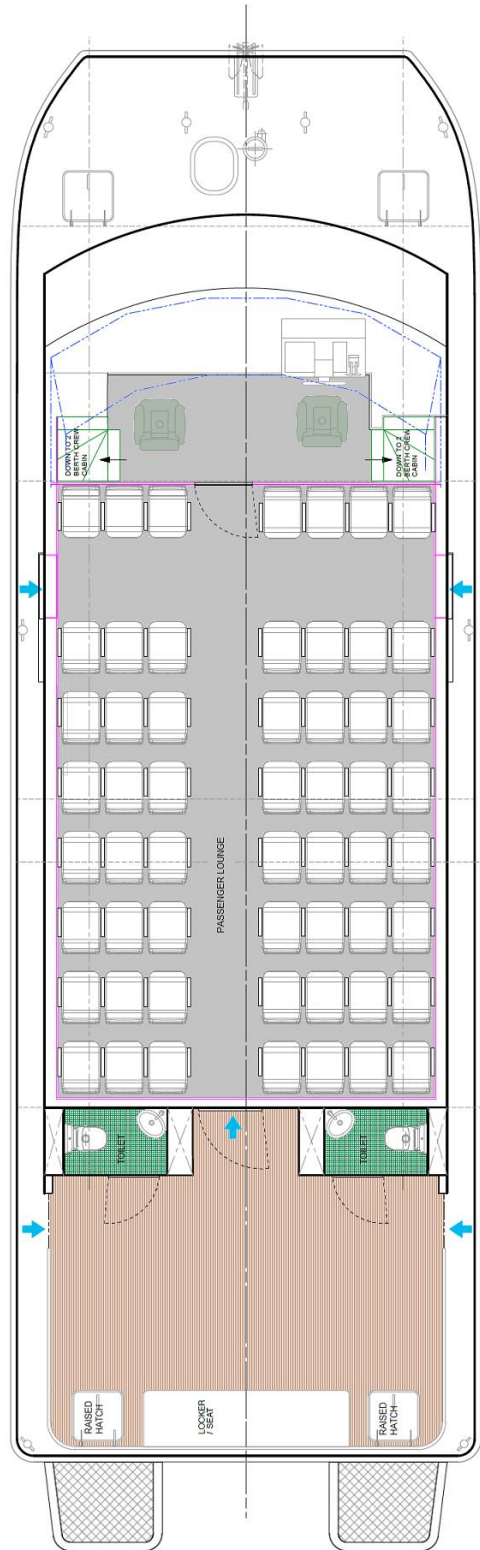
COMMUTER CRAFT

www.commuter-craft.com
sales@commuter-craft.com


16.50 METER 56 PASSENGER CATAMARAN



OUTBOARD PROFILE



DECK PLAN



COMMUTER CRAFT

www.commuter-craft.com
sales@commuter-craft.com