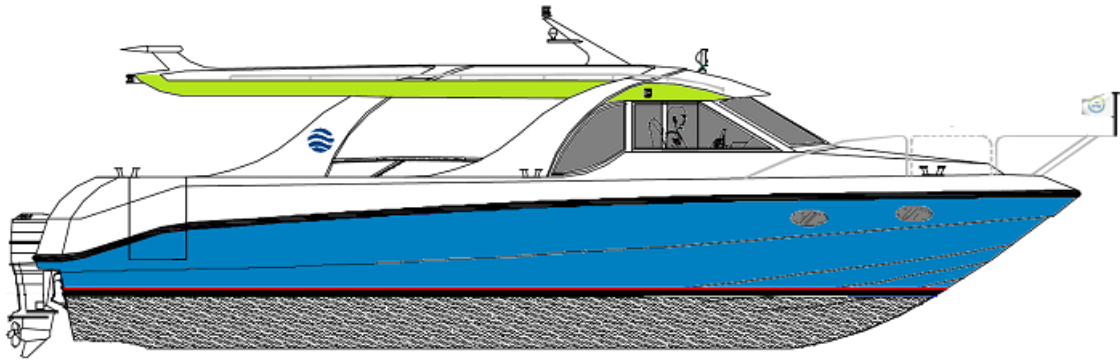


# 13.00 METER 35 PASSENGER MONO HULL



## PRINCIPLE DIMENSIONS:

Length Overall (Hull)	13.000	meters
Length (Moulded)	12.500	meters
Length at Waterline	10.800	meters
Beam (Overall)	3.960	meters
Beam (Hull Moulded)	3.560	meters
Hull Draft (Moulded - Light Ship)	0.650	meters
Freeboard	1.500	meters
Depth (Moulded)	NA	meters
Displacement	NA	kilograms
Material	GRP	

## PAYLOAD & CAPACITIES:

Passengers	35	
Crew	2	
Fuel	1200	litres
Water	150	litres
Sullage	100	litres

## PROPULSION:

Main Engines (Type)	2 x 200 HP + 1 x 250HP
Propulsion	Outboard Motor
Propellers	Supplied by Manufacturer

## DESIGNER & CLASS:

Designer	Icarus Marine Pty. Limited
Indian Register of Shipping (IR Class)	Drawings
	Construction (Optional Extra)

## PERFORMANCE:


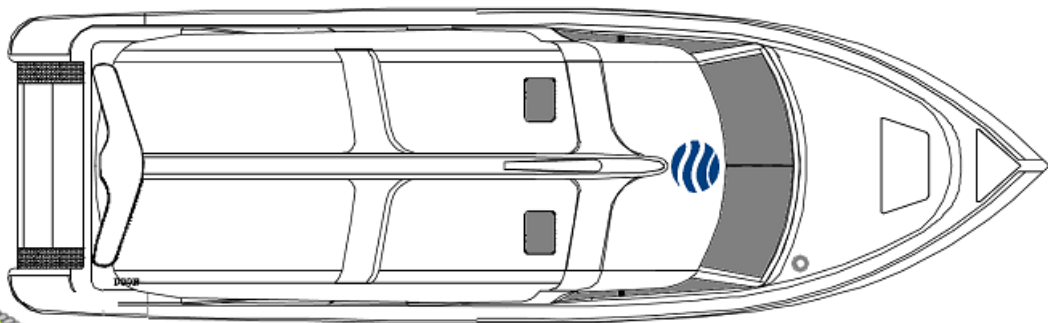
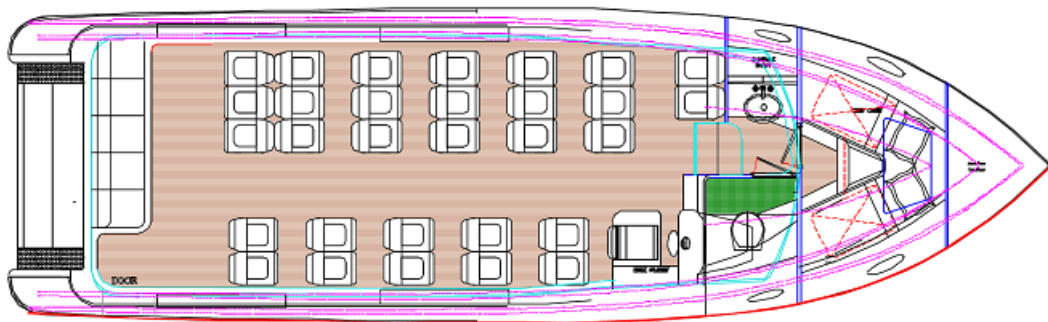
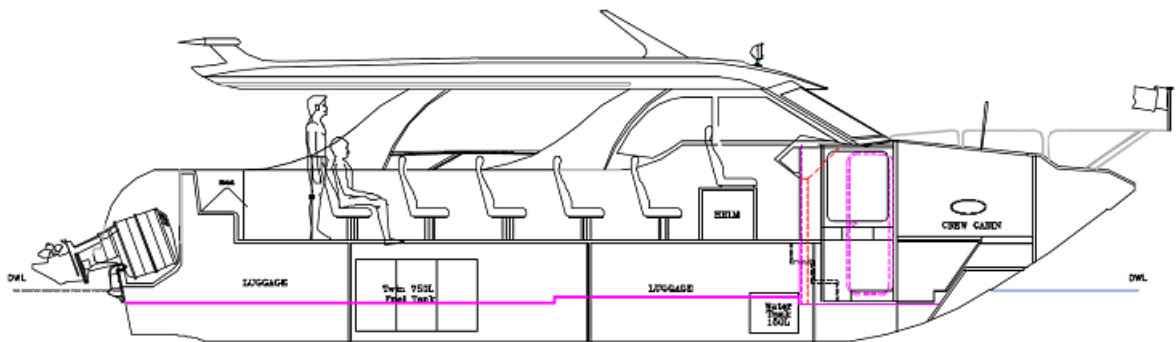
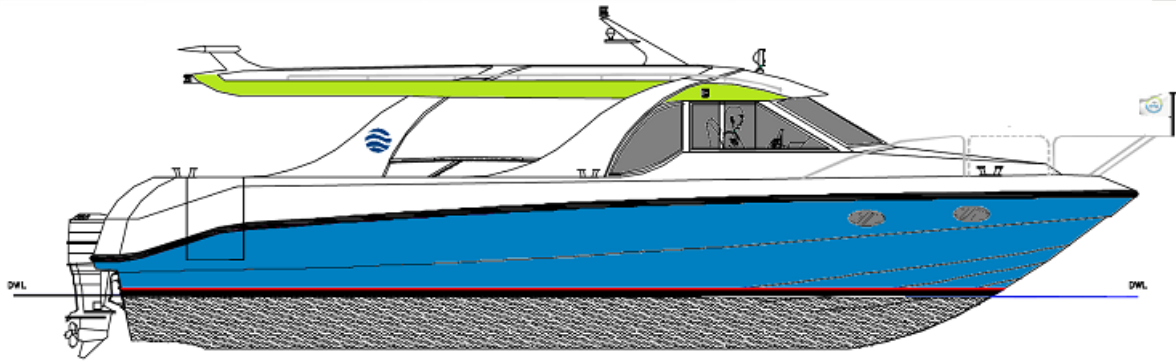
Speed	100% Loaded	28	Knots (100% MCR)
	100% Loaded	25	Knots (80%-85% MCR)



# COMMUTER CRAFT

[www.commuter-craft.com](http://www.commuter-craft.com)  
[sales@commuter-craft.com](mailto:sales@commuter-craft.com)

# 13.00 METER 35 PASSENGER MONO HULL



**COMMUTER**  
**CRAFT**

[www.commuter-craft.com](http://www.commuter-craft.com)  
[sales@commuter-craft.com](mailto:sales@commuter-craft.com)