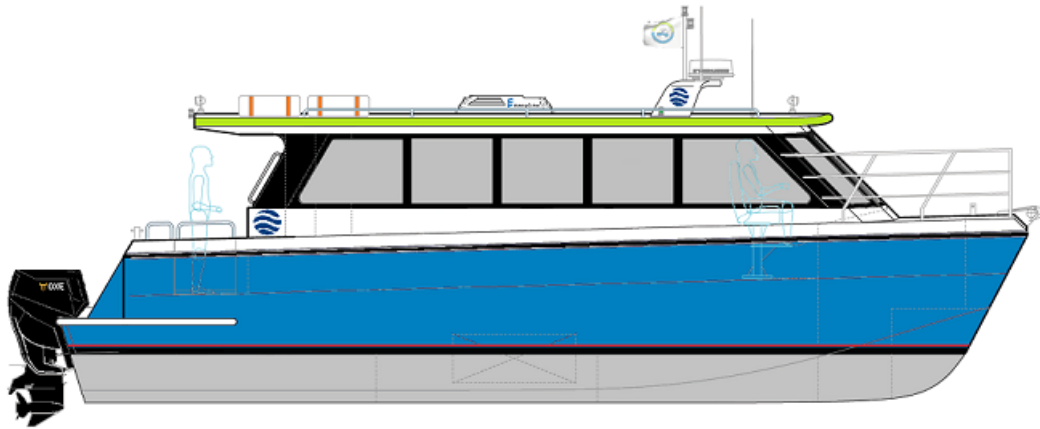


11.00 METER 31 PASSENGER CATAMARAN



PRINCIPLE DIMENSIONS:

Length Overall (Hull)	11.300	meters
Length (Hull Moulded)	11.000	meters
Length at Waterline	10.250	meters
Beam (Overall)	4.500	meters
Beam (Hull Moulded)	4.200	meters
Hull Draft (Moulded - Light Ship)	0.600	meters
Hull Draft (Propellers)	0.850	meters
Depth (Moulded)	2.100	meters
Distance between Hulls Centreline	2.700	meters
Freeboard (Loaded)	1.450	meters
Freeboard (Lightship)	1.500	meters
Height (Mast Down)		meters

PAYLOAD & CAPACITIES:

Passengers	31	
Crew	3	
Fuel	800	litres
Water	100	litres
Sullage	100	litres

PROPULSION:

Main Engines (Type)	2 x 300 HP (Outboard Engines)
Propulsion	Outboard Motors
Gear Box	Supplied by Engine Manufacturer

DESIGNER & CLASS:

Designer	Mark Ellis Marine Design
Indian Register of Shipping (IR Class)	Drawings Construction (Optional Extra)

PERFORMANCE:


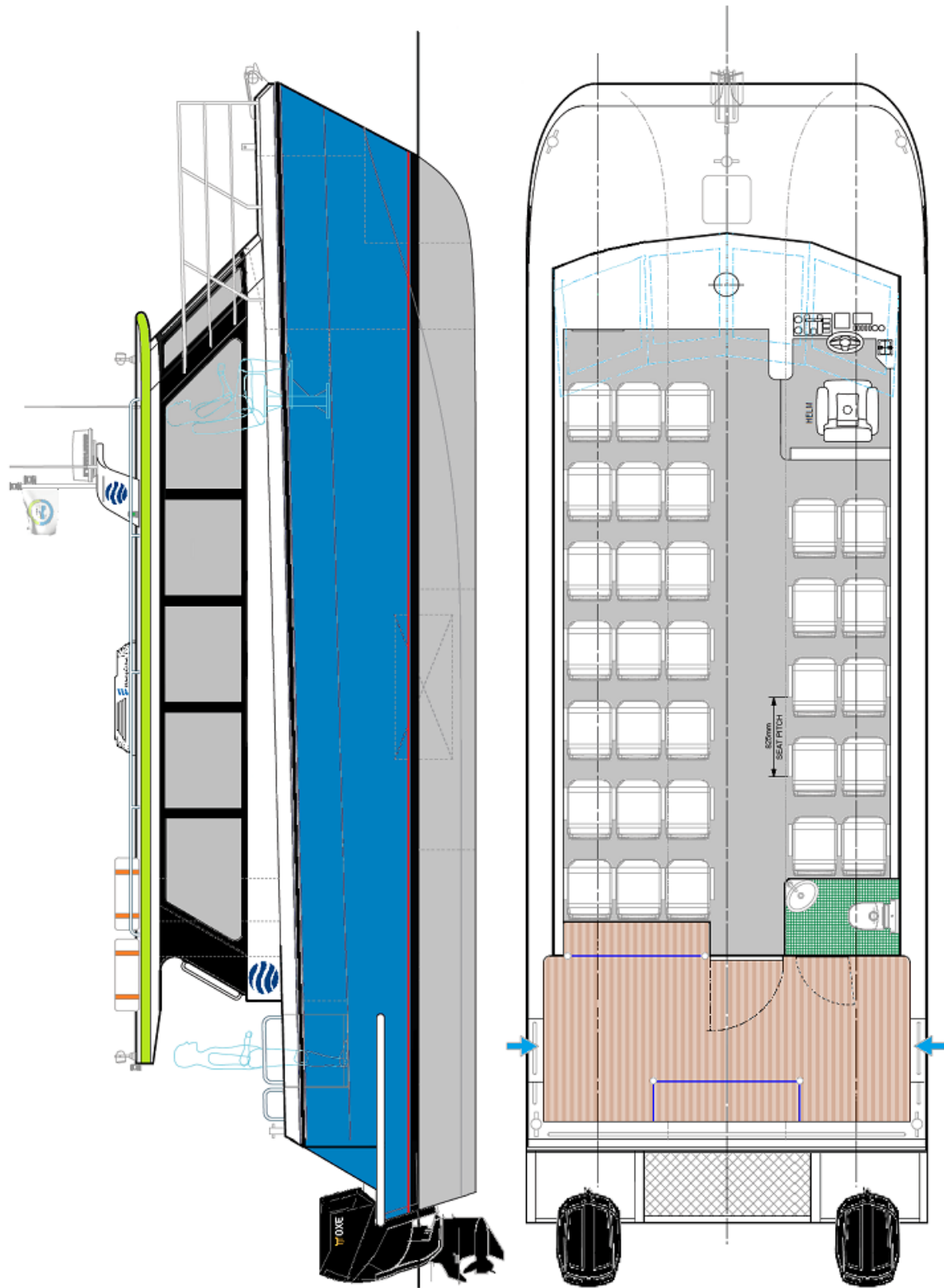
Speed	100% Loaded	35	Knots (100% MCR)
	100% Loaded	32	Knots (80%~85% MCR)



COMMUTER CRAFT

www.commuter-craft.com
sales@commuter-craft.com

11.00 METER 31 PASSENGER CATAMARAN



COMMUTER
CRAFT

www.commuter-craft.com
sales@commuter-craft.com