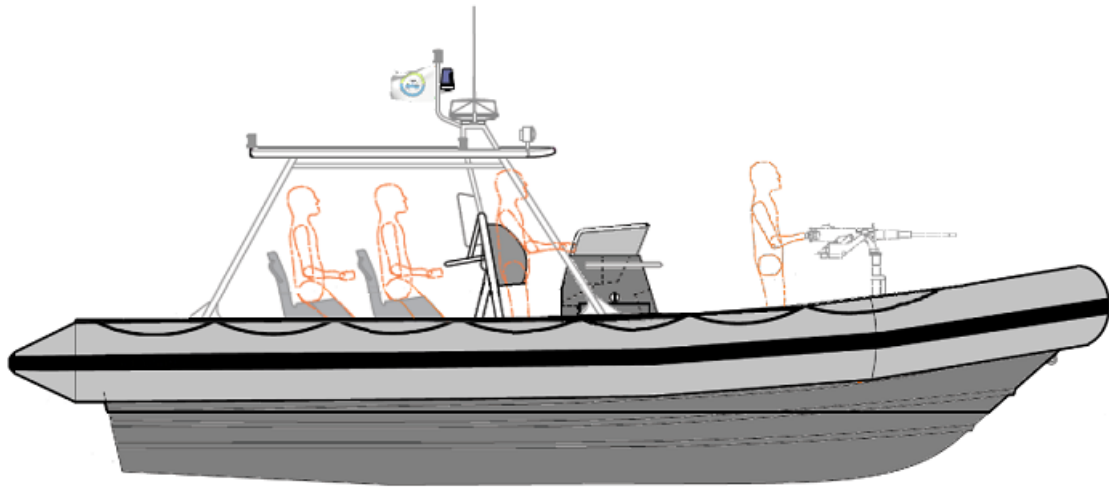


7.00 METER RHIB - PATROL



PRINCIPLE DIMENSIONS:

Length Overall (Hull)	7.000	meters
Length (Hull Moulded)	6.200	meters
Length (Internal)	5.840	meters
Length at Waterline	5.840	meters
Beam (Overall)	2.600	meters
Beam (Hull Moulded)	2.200	meters
Beam (Internal)	1.500	meters
Hull Draft (Moulded - Light Ship)	0.450	meters
Hull Draft (Loaded)	0.500	meters
Hull Draft (OBM Down)	0.850	meters

PAYLOAD & CAPACITIES:

Vessel Crew	2	
Oil Spill Response Crew	4	+ 10 Emergency
Fuel	200	litres
Water	NA	litres
Sullage	NA	litres
Payload	1200	Kg

PROPULSION:

Main Engines (Type)	2 x 100 HP
Propulsion	Outboard Motor
Propellers	Supplied by OBM Manufacturer

DESIGNER & CLASS:

Designer	Mark Ellis Marine Design
Indian Register of Shipping (IR Class)	Drawings Construction (Optional Extra)

PERFORMANCE:

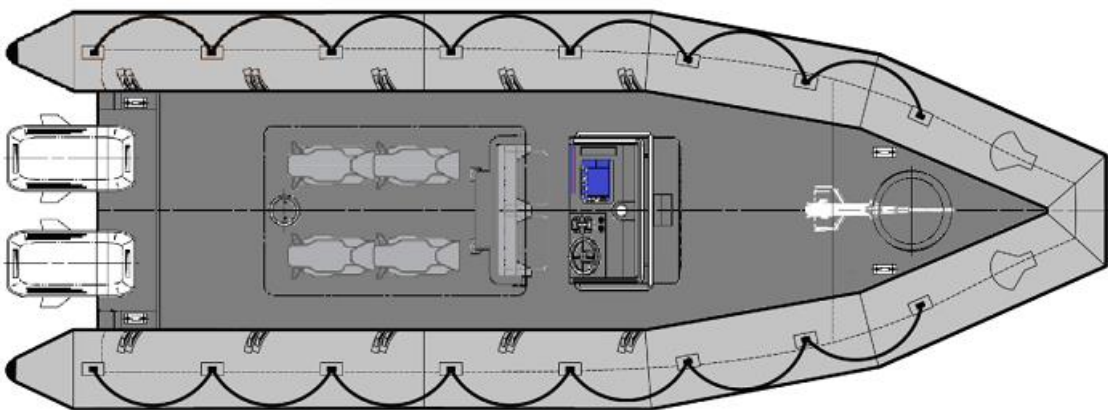
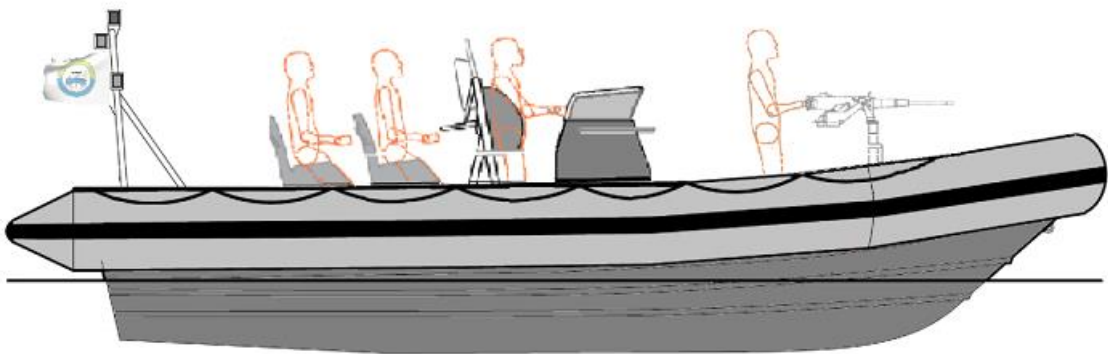
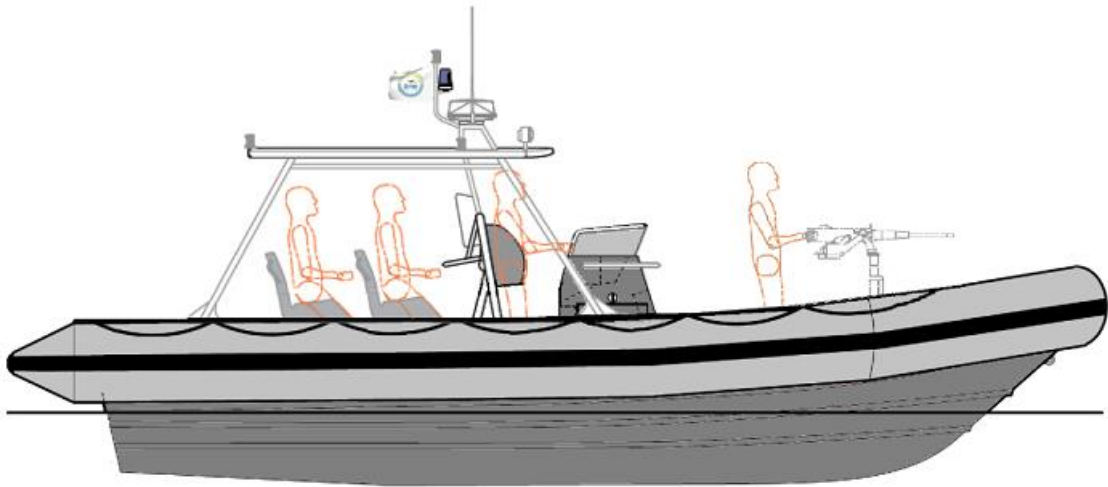
Speed	100% Loaded	40	Knots (100% MCR)
	100% Loaded	25	Knots (60%-65% MCR)



ARMOURED CRAFT

www.commuter-craft.com
sales@commuter-craft.com

7.00 METER RHIB - PATROL



ARM  **URED**
CRAFT

www.commuter-craft.com
sales@commuter-craft.com